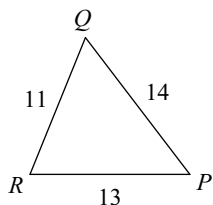
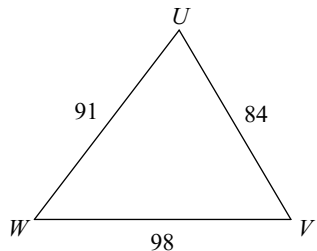


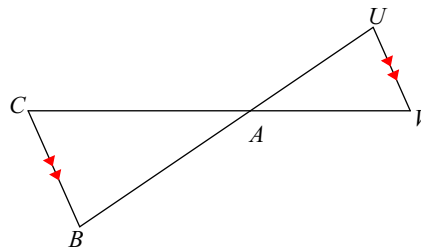
State if the triangles in each pair are similar. If so, state how you know they are similar and complete the similarity statement.

1)



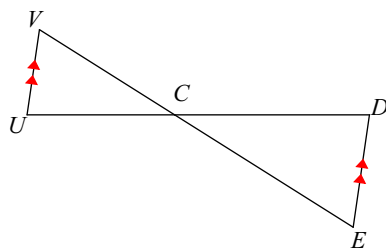
$\triangle UVW \sim$  \_\_\_\_\_

2)



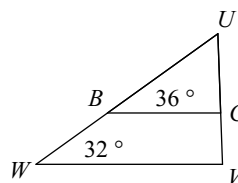
$\triangle ABC \sim$  \_\_\_\_\_

3)



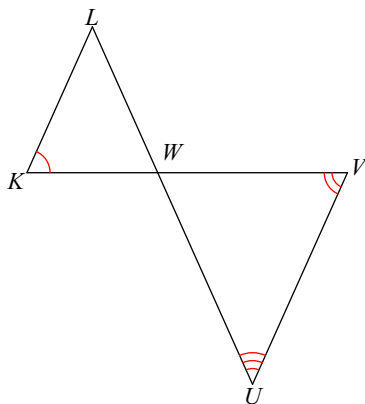
$\triangle CDE \sim$  \_\_\_\_\_

4)



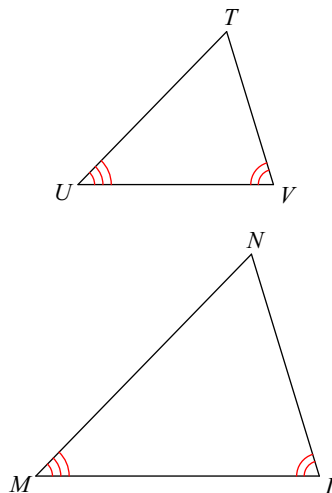
$\triangle UVW \sim$  \_\_\_\_\_

5)



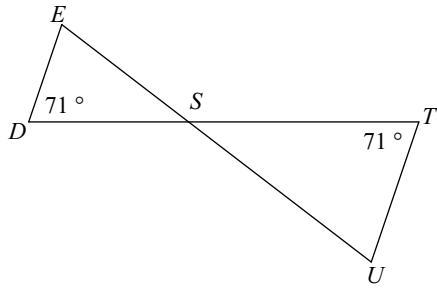
$\triangle WVU \sim$  \_\_\_\_\_

6)



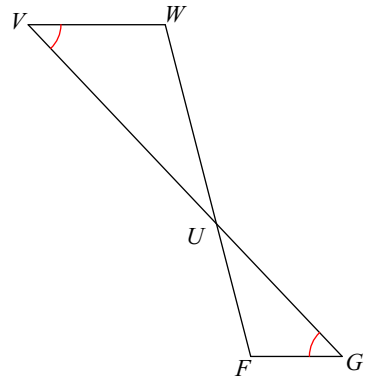
$\triangle LMN \sim$  \_\_\_\_\_

7)



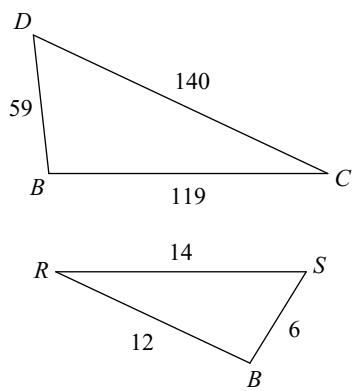
$\triangle STU \sim$  \_\_\_\_\_

8)



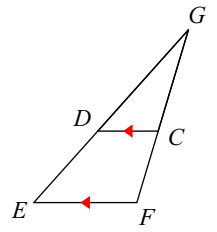
$\triangle UVW \sim$  \_\_\_\_\_

9)



$\triangle BCD \sim$  \_\_\_\_\_

10)



$\triangle GFE \sim$  \_\_\_\_\_